

Criterion 1

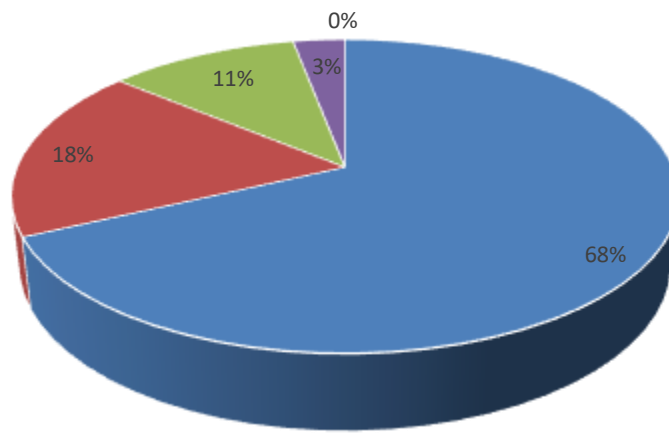
Parents Feedback Report

The college practices a system of feedback from the parents in the form of PTA meeting conducted at general and department levels where in parents interact freely with the teachers and Principal at least once every semester and provide their responses about their wards' progress in the institution. An eight point feedback questionnaire is answered by the parents at the end of the sessions.

2013-14

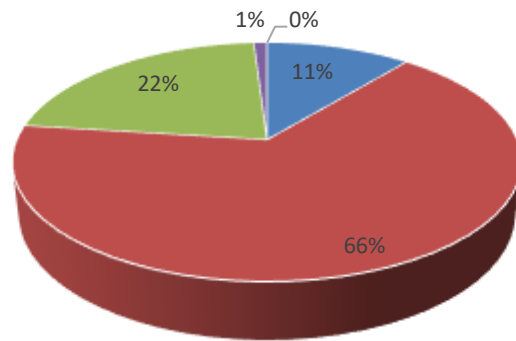
In the academic year 2013-14, 97% of the parents voted 'excellent', 'very good' or 'good' in terms of the participation of students in a variety of cultural, physical and extracurricular activities implemented in the academic year in order to ensure overall development of students. 94% were of the opinion that suitability of the curriculum followed to ease the learning process was very good, good or excellent. The graphs given here present a consolidated view of the opinion of parents regarding the college, its academic atmosphere, infrastructural facilities, and curriculum, academic programmes approach of teachers and quality of teaching. 96% of the parents rated the availability of references in the campus as good, very good and excellent. 94% felt that their students' achievement through various academic programmes was good, very good or excellent. 96% parents felt that teachers' approach to students was excellent, good or very good. 89% parents felt that the college provided a very good, good and excellent atmosphere to make the higher education process more effective. 99% were of the opinion that the different scholarships and other aids provided to the students were very good, good or excellent. While the perception about the quality of teaching has been rated excellent by 49% (25% 'very good' & 18% 'good') of the parents, CLMC took note of the fact that 11% parents felt that the atmosphere of the college with regard to the higher education was average.

1.Participation of students in different cultural, physical and extracurricular activities in order to improve their overall development



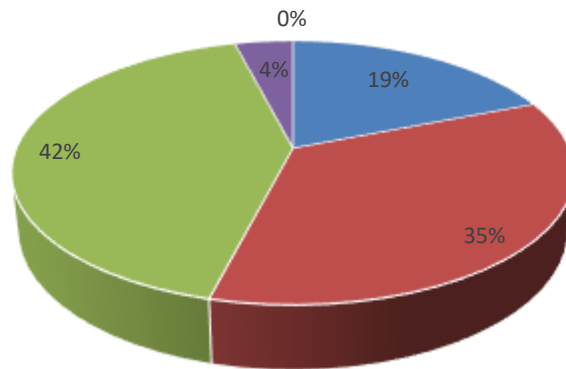
■ Excellent ■ Very Good ■ Good ■ Average ■ Bad

2. Opinion about the suitability of curriculum followed to ease the learning process



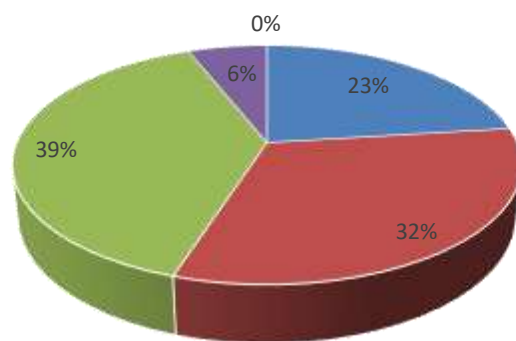
■ Excellent ■ Very Good ■ Good ■ Average ■ Bad

3. Availability of references in the campus



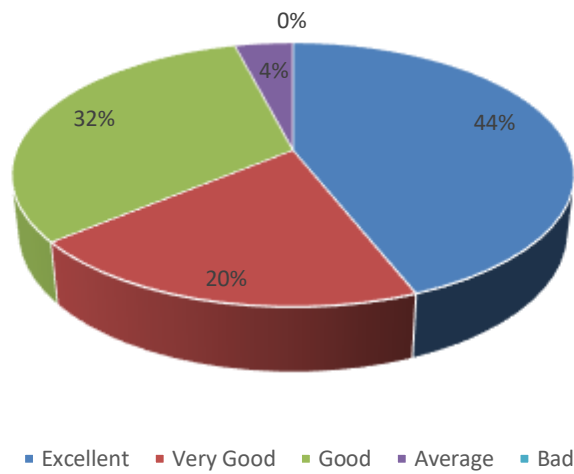
■ Excellent ■ Very Good ■ Good ■ Average ■ Bad

4. Assessment of student's achievement through various academic programs

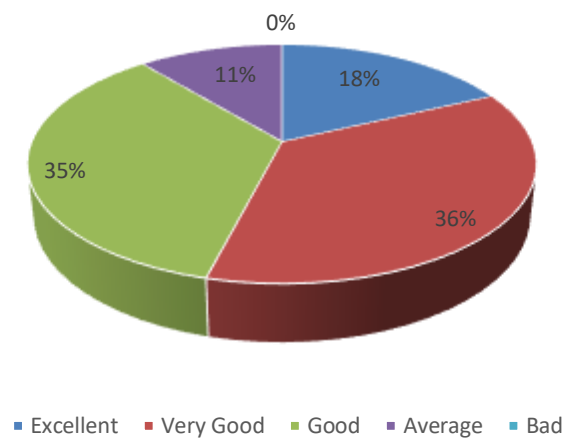


■ Excellent ■ Very Good ■ Good ■ Average ■ Bad

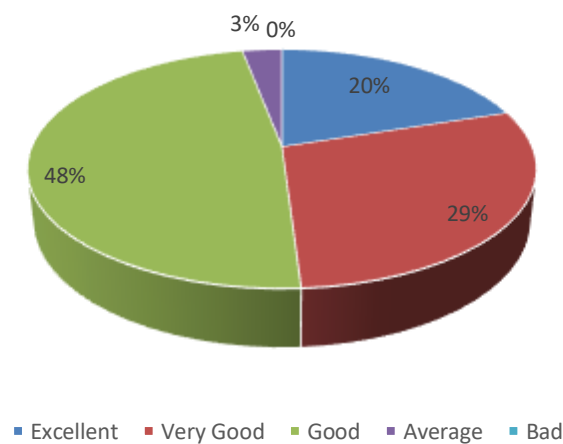
5. Teacher's approach towards students



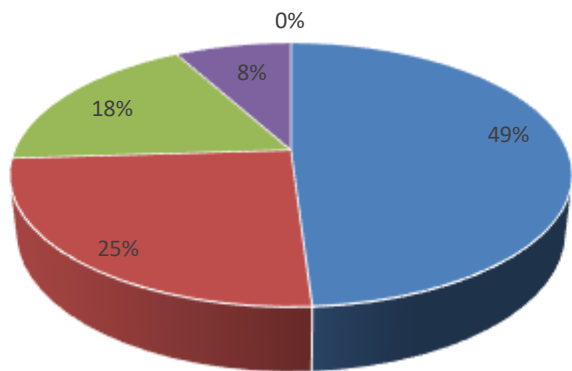
6. Opinion on college's atmosphere in order to make the higher education process more effective



7. Effectiveness of the various programs / activities that are designed to simplify the burden of curriculum

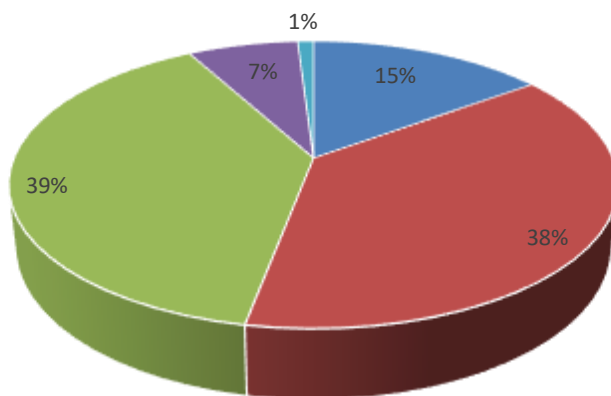


8. Perception on Quality of Teaching



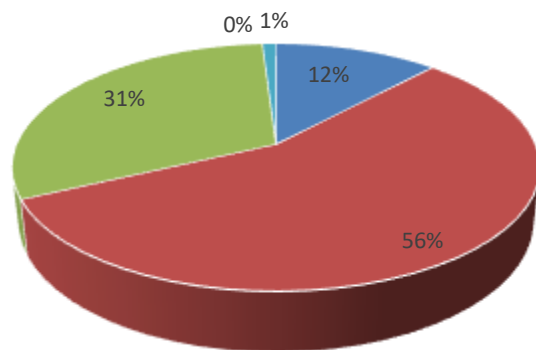
■ Excellent ■ Very Good ■ Good ■ Average ■ Bad

9. Are the activities in this college helpful to provide your child with employment opportunities?



■ Excellent ■ Very Good ■ Good ■ Average ■ Bad

10. Opinion on the different scholarships and other aids provided to the students

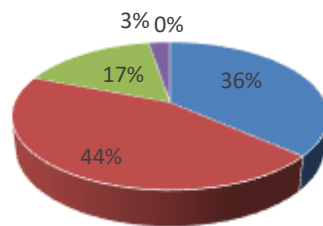


■ Excellent ■ Very Good ■ Good ■ Average ■ Bad

2014-15

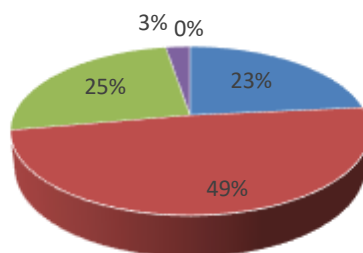
In the academic year 2014-15, 81% parents expressed the opinion that the participation of students in extracurricular activities was high and help them in their overall development. 80% parents also voted 'excellent' or very good with regard to the availability of references in the campus. 89% parents rated the approach of teachers towards students as excellent, very good or good. 92% parents endorsed the effectiveness of the various programmes designed to simplify the burden of the curriculum as excellent or very good or good. The CLMC took note of the fact that 17% of the parents felt that the atmosphere of the college with regard to higher education was average.

1. Participation of students in different cultural, physical and extracurricular activities in order to improve their overall development



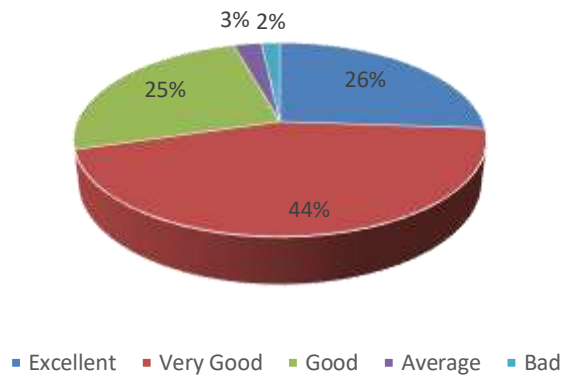
■ Excellent ■ Very Good ■ Good ■ Average ■ Bad

2. Opinion about the suitability of curriculum followed to ease the learning process

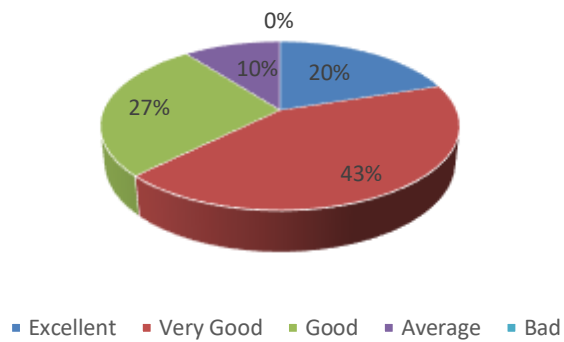


■ Excellent ■ Very Good ■ Good ■ Average ■ Bad

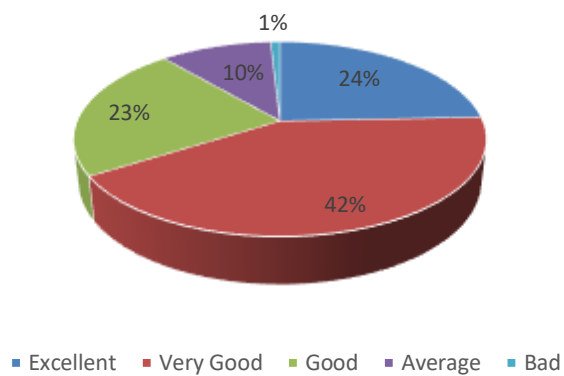
3. Availability of references in the campus



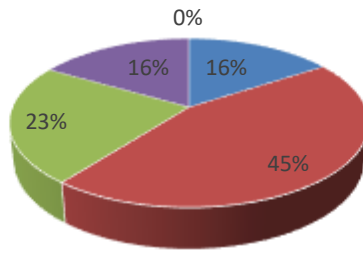
4. Assessment of student's achievement through various academic programs



5. Teacher's approach towards students

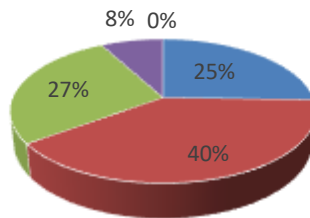


6. Opinion on college's atmosphere in order to make the higher education process more effective



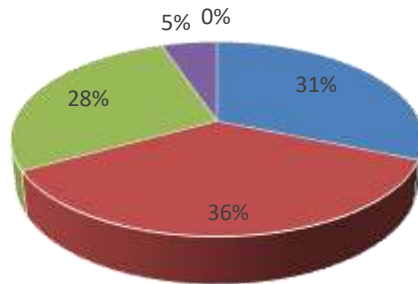
■ Excellent ■ Very Good ■ Good ■ Average ■ Bad

7. Effectiveness of the various programs / activities that are designed to simplify the burden of curriculum



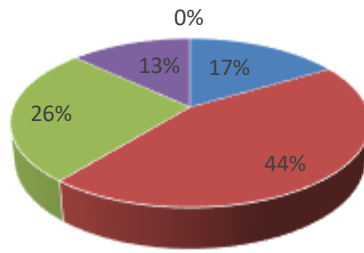
■ Excellent ■ Very Good ■ Good ■ Average ■ Bad

8. Perception on Quality of Teaching



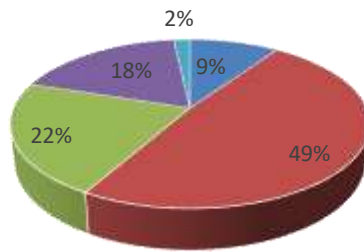
■ Excellent ■ Very Good ■ Good ■ Average ■ Bad

9. Are the activities in this college helpful to provide your child with employment opportunities?



■ Excellent ■ Very Good ■ Good ■ Average ■ Bad

10. Opinion on the different scholarships and other aids provided to the students

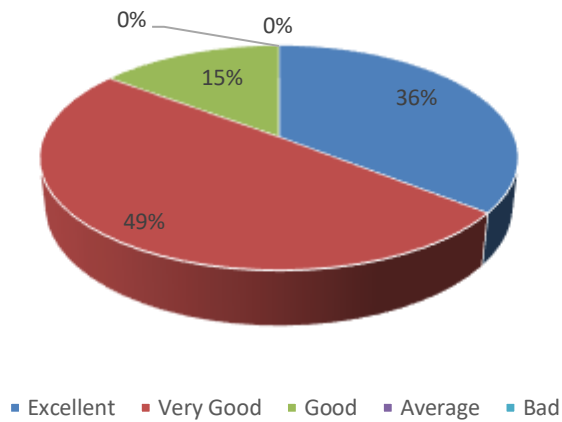


■ Excellent ■ Very Good ■ Good ■ Average ■ Bad

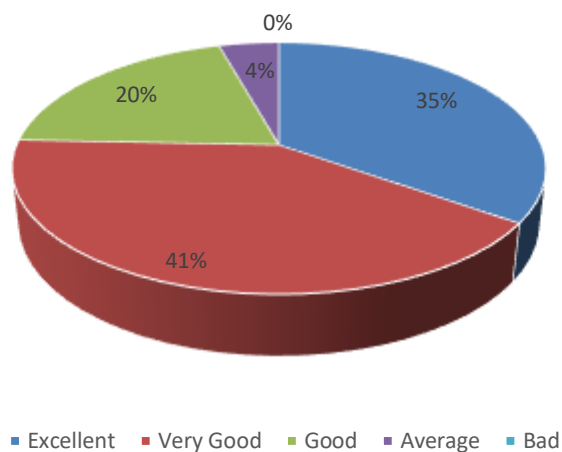
2015-16

All the indicators of the curriculum dispensation showed a better percentage in terms of parents satisfaction when compared to the previous two years. Parents' opinion of the college atmosphere in making the higher education more effective as excellent, very good and good went up to 96%. As 23% of parents felt that the activities of the college were only average in providing employment opportunities for their children, DLMC took note of this observation.

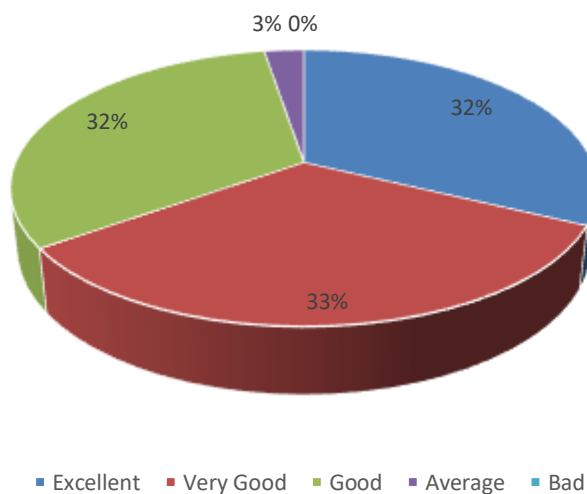
1. Participation of students in different cultural, physical and extracurricular activities in order to improve their overall development



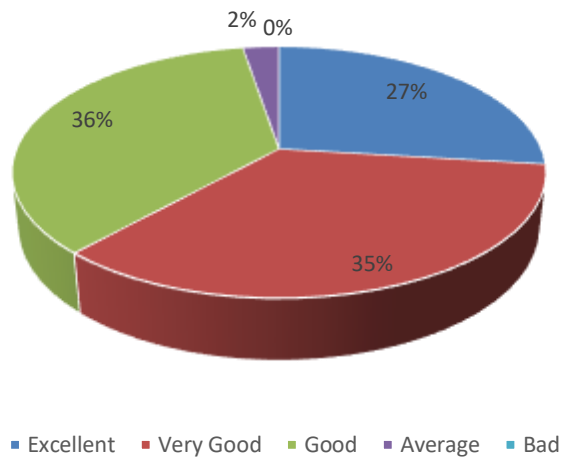
2. Opinion about the suitability of curriculum followed to ease the learning process



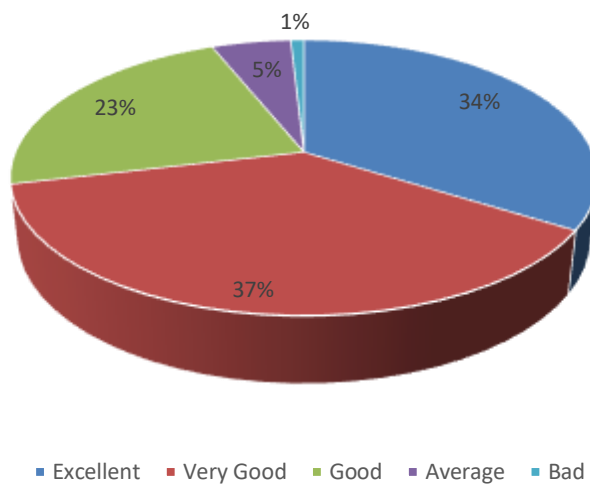
3. Availability of references in the campus



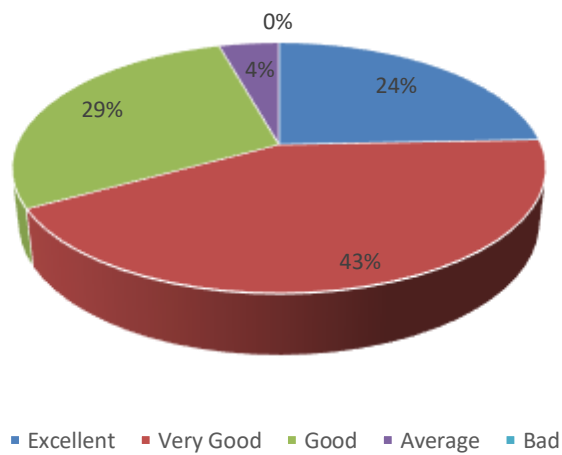
4. Assessment of student's achievement through various academic programs



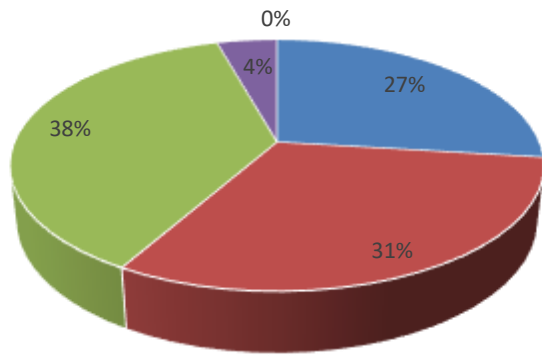
5. Teacher's approach towards students



6. Opinion on college's atmosphere in order to make the higher education process more effective

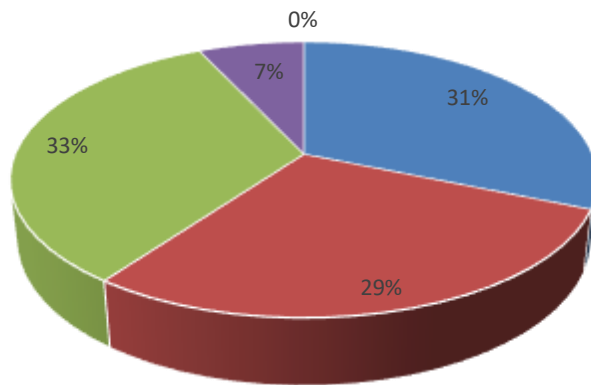


7. Effectiveness of the various programs / activities that are designed to simplify the burden of curriculum



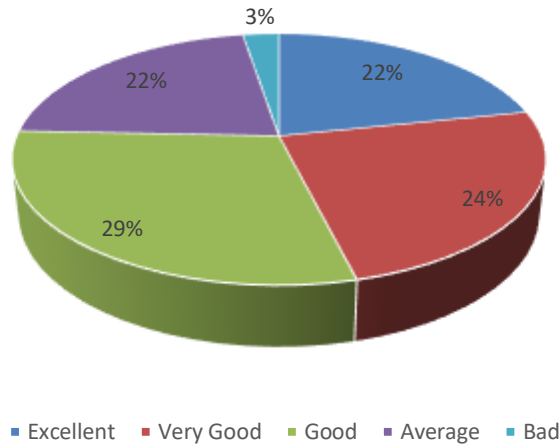
■ Excellent ■ Very Good ■ Good ■ Average ■ Bad

8. Perception on Quality of Teaching

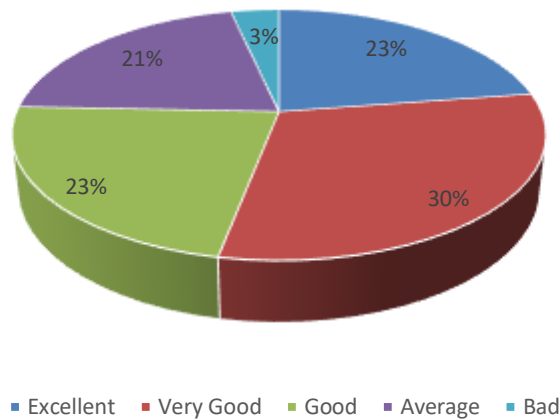


■ Excellent ■ Very Good ■ Good ■ Average ■ Bad

9. Are the activities in this college helpful to provide your child with employment opportunities?



10. Opinion on the different scholarships and other aids provided to the students

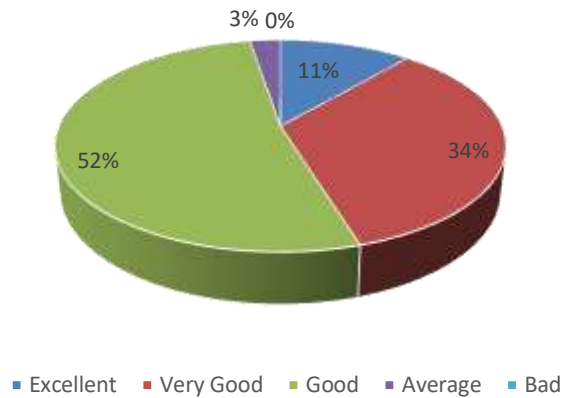


2016-17

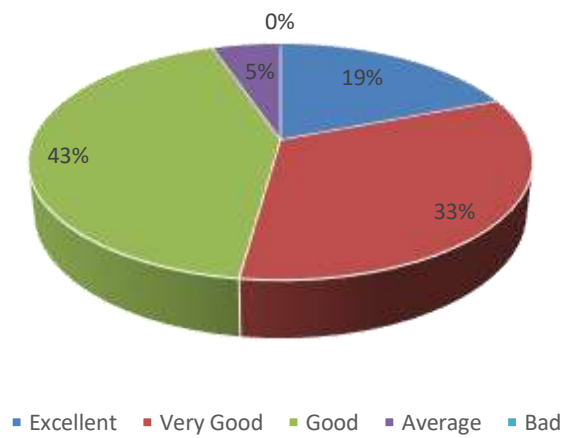
Apart from the increasingly positive opinion (excellent, very good and good) received from the parents with regard to the cultural, physical and extra- curricular activities and the suitability of curriculum to ease the learning process (97& 95%), a marked difference in the positive response of the parents was seen in assessing the availability of references in the campus. 98% of the parents rated the availability of references as excellent, very good and good. The opinion regarding the effectiveness of the college activities in providing employment opportunities showed a decline among 56% of the parents. The opinion

regarding scholarships also fell among 44% parents (The CLMC and Career guidance cell took note of this).

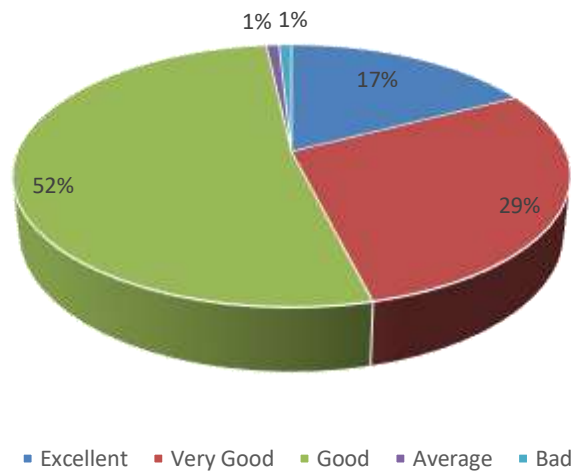
1.Participation of students in different cultural, physical and extracurricular activities in order to improve their overall development



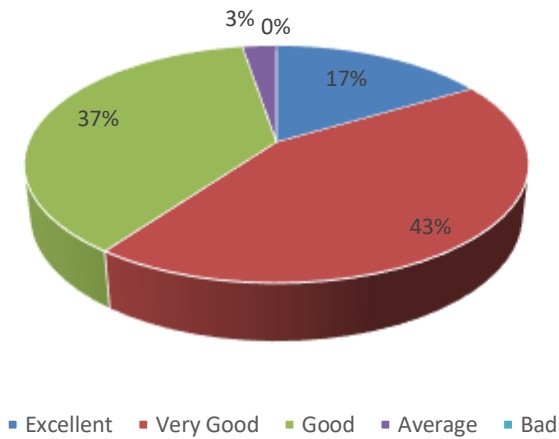
2. Opinion about the suitability of curriculum followed to ease the learning process



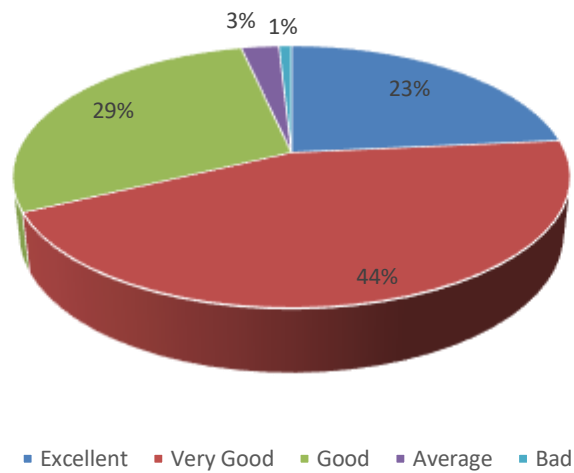
3. Availability of references in the campus



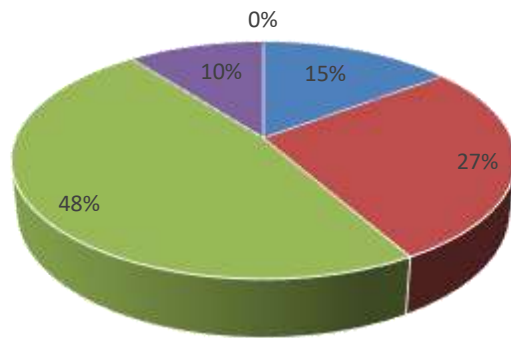
4. Assessment of student's achievement through various academic programs



5. Teacher's approach towards students

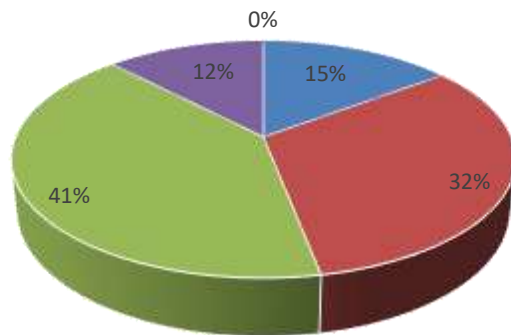


6. Opinion on college's atmosphere in order to make the higher education process more effective



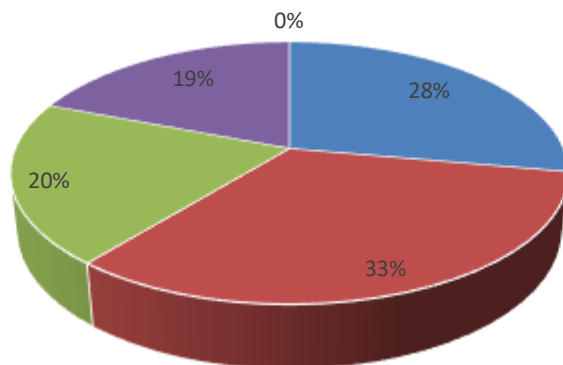
■ Excellent ■ Very Good ■ Good ■ Average ■ Bad

7. Effectiveness of the various programs / activities that are designed to simplify the burden of curriculum



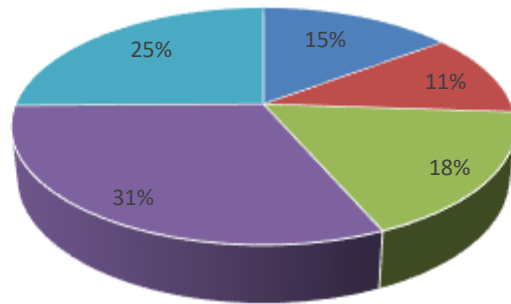
■ Excellent ■ Very Good ■ Good ■ Average ■ Bad

8. Perception on Quality of Teaching



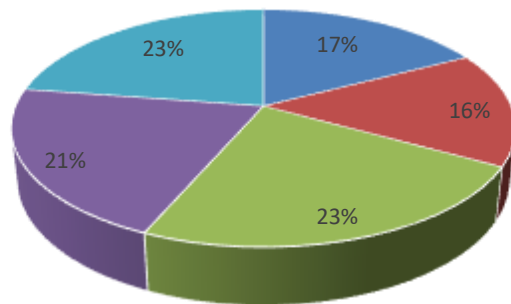
■ Excellent ■ Very Good ■ Good ■ Average ■ Bad

9. Are the activities in this college helpful to provide your child with employment opportunities?



■ Excellent ■ Very Good ■ Good ■ Average ■ Bad

10. Opinion on the different scholarships and other aids provided to the students

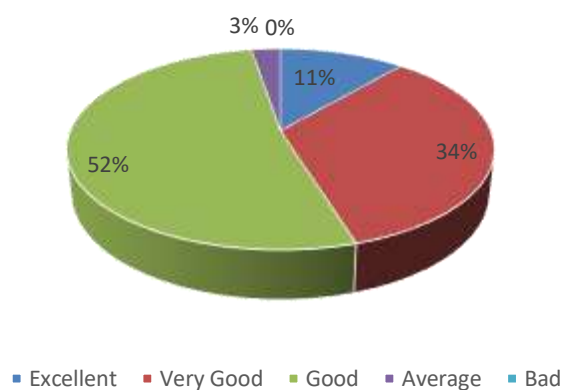


■ Excellent ■ Very Good ■ Good ■ Average ■ Bad

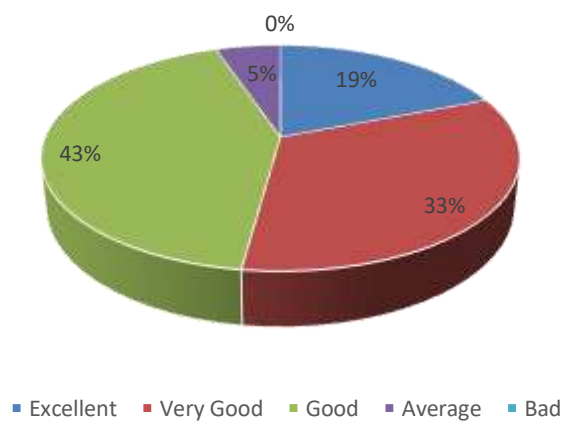
2017-18

Opinion with respect to parameters of curriculum suitability and co-curricular activities continued to show an upward trend among parents in the year '17-18 (97%, 95%). Opinion of assessment of students' achievement through various academic programmes rose to 97% (excellent to good) and Teachers' approach to students was rated as good to excellent by 96% of the parents

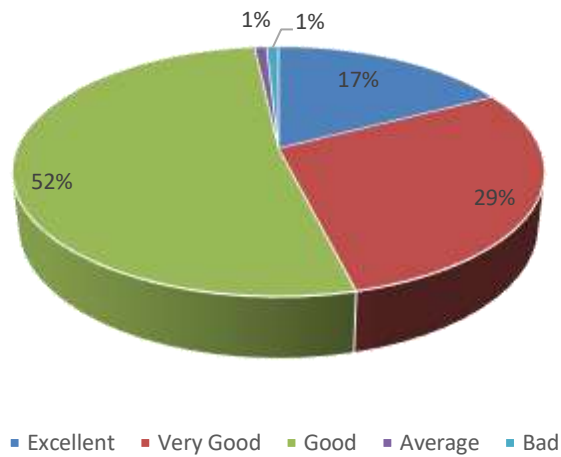
1. Participation of students in different cultural, physical and extracurricular activities in order to improve their overall development



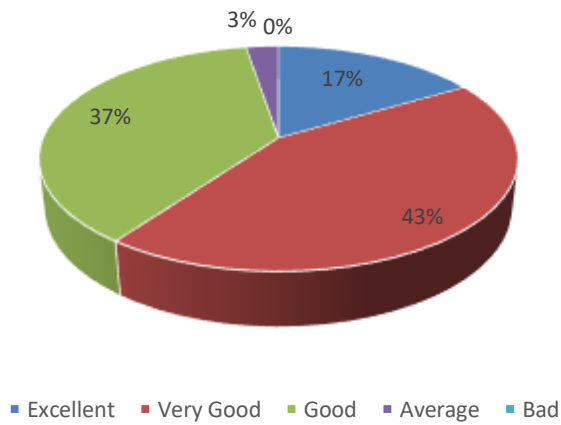
2. Opinion about the suitability of curriculum followed to ease the learning process



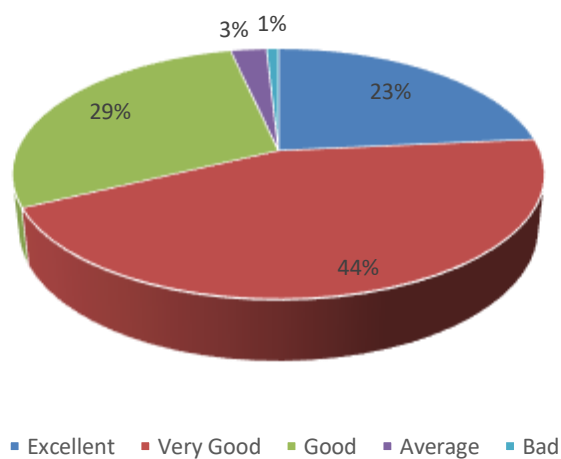
3. Availability of references in the campus



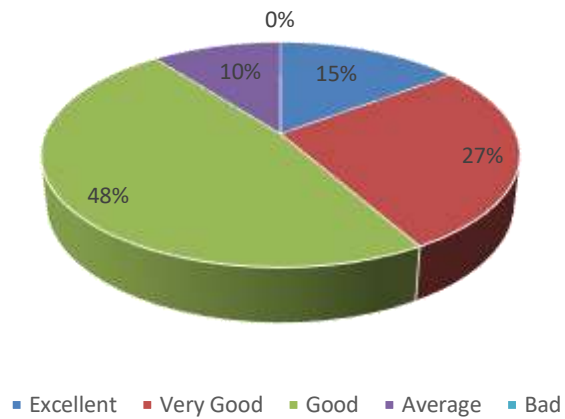
4. Assessment of student's achievement through various academic programs



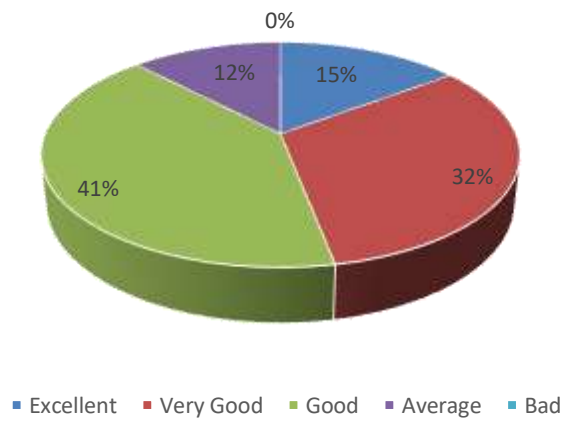
5. Teacher's approach towards students



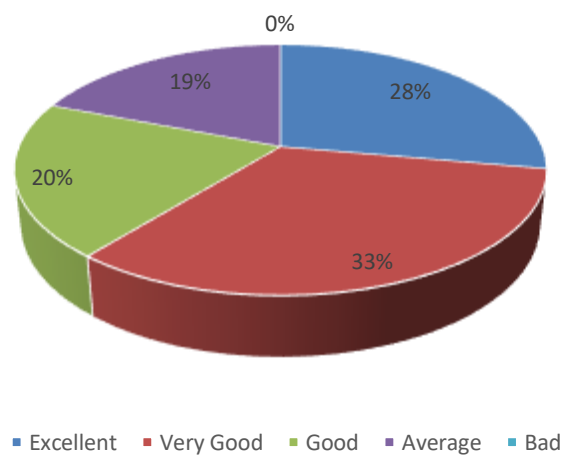
6. Opinion on college's atmosphere in order to make the higher education process more effective



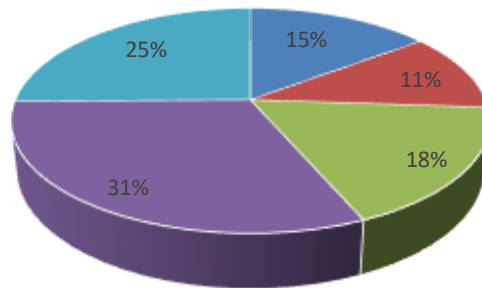
7. Effectiveness of the various programs / activities that are designed to simplify the burden of curriculum



8. Perception on Quality of Teaching

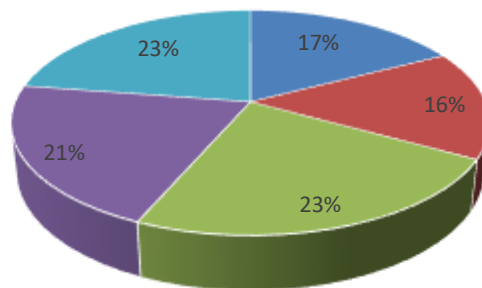


9. Are the activities in this college helpful to provide your child with employment opportunities?



■ Excellent ■ Very Good ■ Good ■ Average ■ Bad

10. Opinion on the different scholarships and other aids provided to the students



■ Excellent ■ Very Good ■ Good ■ Average ■ Bad