

# CHRISTIAN COLLEGE CHENGANNUR

## ALUMNI FEEDBACK REPORT – 2017-18

Feedbacks have been collected from the Alumni of various departments of the college and integrated. Responses are based on a questionnaire provided to them which mainly focused on the holistic development of the students, employment opportunities made available to them by the institution through campus recruitments, learning experiences, library and other infrastructural facilities. On a 4 point scale the feedback received from the alumni has been assembled. The scale was set as follows:

1. Strongly disagree
2. Disagree
3. Agree
4. Strongly agree

The feedback report which is an introspective analysis provides a guiding principle to the faculty for planning and execution of all academic and extension activities for the subsequent academic year. We have divided the report into two parts. In the first part we look from the perspective of the alumni of the institution and in the second part we look at the individual alumni of the departments.

Criteria	Strongly Agree	Agree	Disagree	Strongly Disagree
Over all development	13.2%	52.6%	23.7%	10.5%
Need based syllabus	10.5%	55.3%	34.2%	0.0%
Defined aims and objectives clear to teachers & students	15.8%	76.3%	5.3%	2.6%
Good Infrastructure	23.7%	55.3%	15.8%	5.3%
sufficient books in library	13.2%	42.1%	23.7%	21.1%
Balance between theory and practicals	23.7%	34.2%	34.2%	7.9%
Course increased knowledge	36.8%	36.8%	18.4%	7.9%
Weightage to employability	15.8%	34.2%	44.7%	5.3%
Syllabus bridges gap between current industry and academics	28.9%	52.6%	15.8%	2.6%
Syllabus creates interest or motivates for higher education	21.1%	60.5%	18.4%	0.0%

## **INSTITUTIONAL ALUMNI FEEDBACK**

### **1. Over all Development**

College life is an exciting time that is full of adventure and various learning opportunities. The college arena can also be intimidating for some individuals as there is much preparation involved in becoming a successful student. The question put forth to the alumni was if the program is designed to help all students develop their educational, social, emotional, career, and personal strengths. Majority of the alumni (13.2% + 52.6%) agree that the campus has delivered an overall development for them. While 34.2% feel that the curriculum did not provide for an overall development for them.

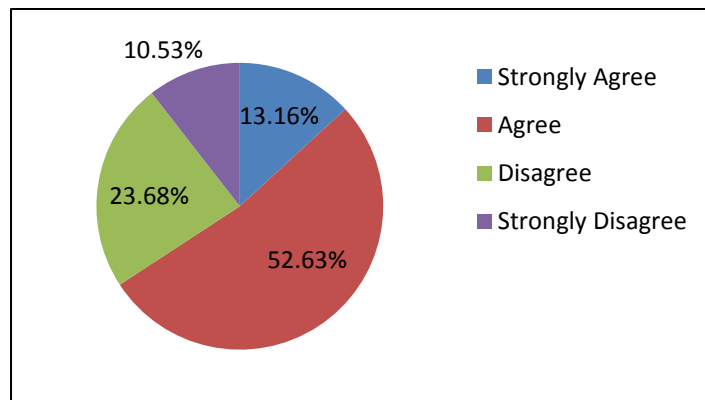


Figure: Percentage distribution of perception on overall student development

### **2. Employability Skills**

Employability skills are the skills, qualities and attitudes that employers say are essential for their workplace. These include positive attitude, communication, teamwork, time management, willingness to learn, problem solving etc. When the alumni were asked to respond to these sets of skills a very small difference in perception is obtained. About 50% agree that the campus has given them key employability skills.

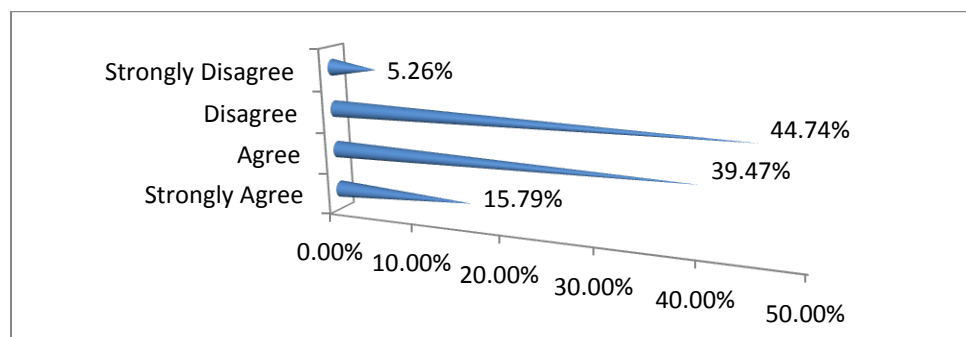


Figure: Percentage distribution of perception on employability skill delivery

### 3. Need Based Syllabus

Looking at the requirements and expectations of other members involved, such as employees, parents, teachers and financial supporters the alumni were asked to respond to the question if the syllabus followed by them was based on the current needs of the society. A majority of 65.79% agree that the curriculum was need based.

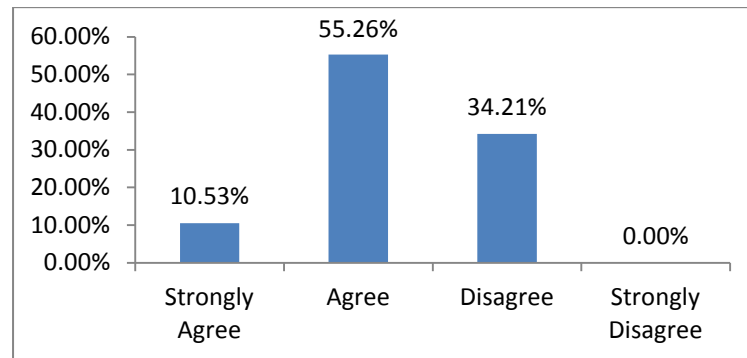


Figure: Percentage distribution of perception on need based syllabus

### 4. Syllabus bridges gap between current industry and academics

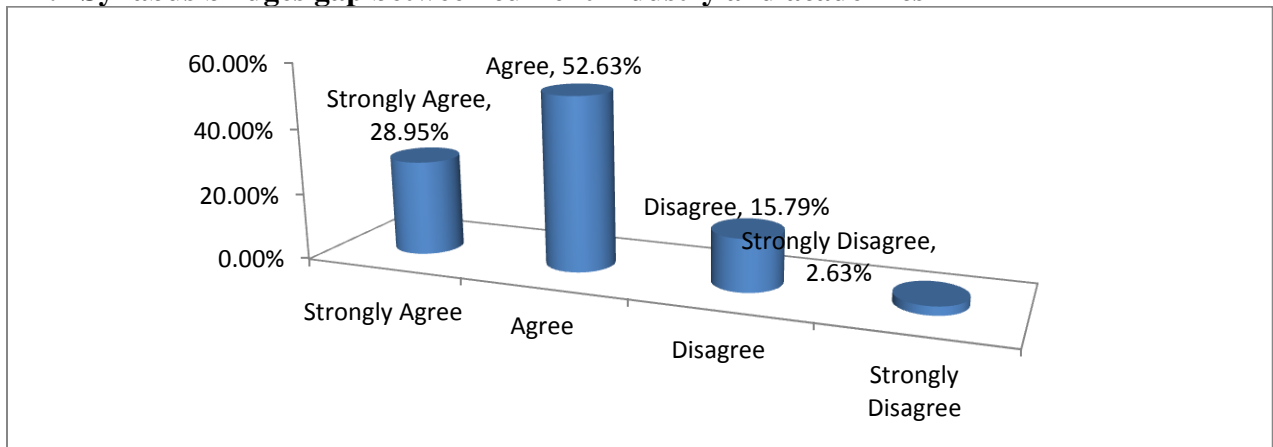


Figure: Percentage distribution on gap between academic and industry

The massive demand for complementary training of graduates upon entry into any career in India indicates a mismatch between academic education and industry requirements. When the alumni were asked to respond if the current Choice Based Credit System had a syllabus which closes to a larger extend the gap between the current industrial need 81.58% responded with an affirmative that the gap was narrow.

## 5. Defined Aims and Objectives

When the alumni were asked to respond to the question if the course aims and objectives were clearly understood by the students and teachers delivered them 92% agreed that the faculty delivered the curriculum as defined by its aims and objectives.

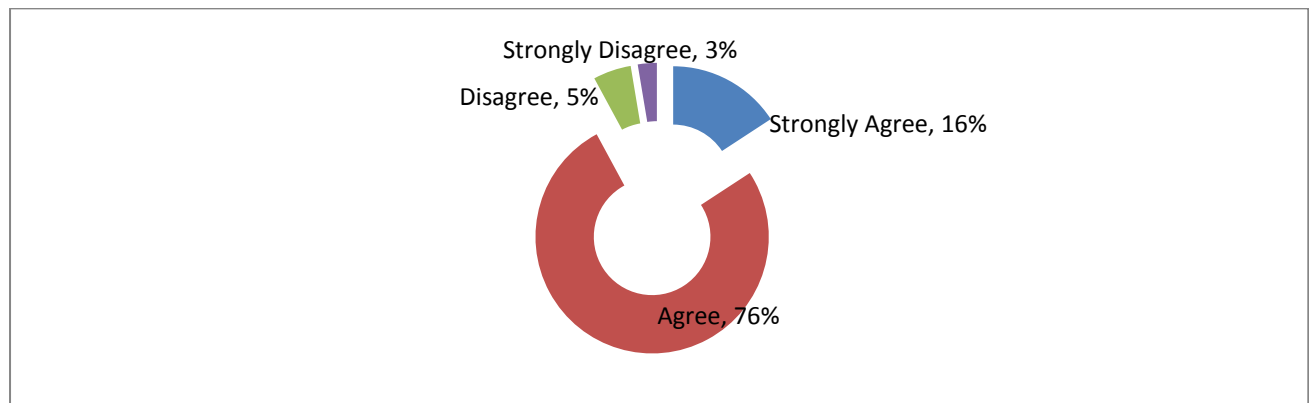


Figure: Percentage distribution on understanding of aims and objectives of the curriculum

## 6. Infrastructure

Students often frown upon the overall infrastructure of their campuses. A few colleges are skeptical about the difference between the science and arts faculties in terms of facilities. The entire campus has been changed and improved over the last decade, due to which washrooms are cleaner, seminar halls are constructed and general provisions in terms of electricity and cleanliness have been made better. When the alumni were asked to respond to the infrastructure facilities of the college 79% agree that the infrastructure has improved and has been consistently maintained

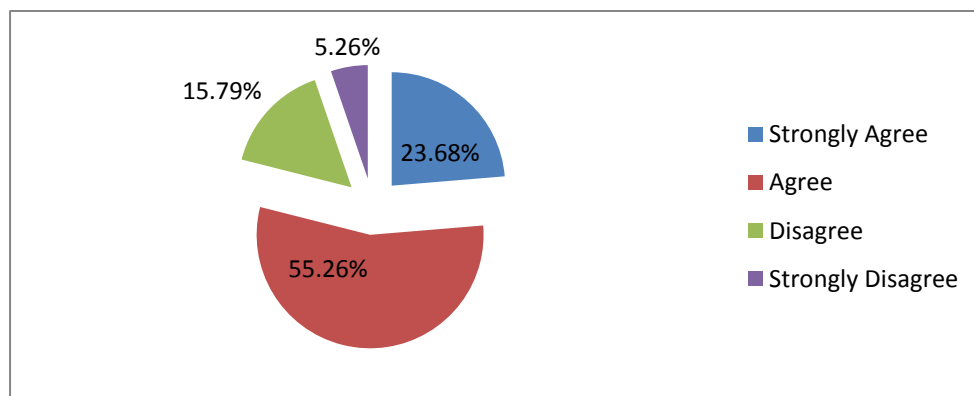


Figure: Percentage distribution of response to satisfactory infrastructural facilities in the campus.

## 7. Sufficient Books In Library

Regarding the availability of books 55.2% agree that books are available in the college library were as 44.9% disagree with the availability notion.

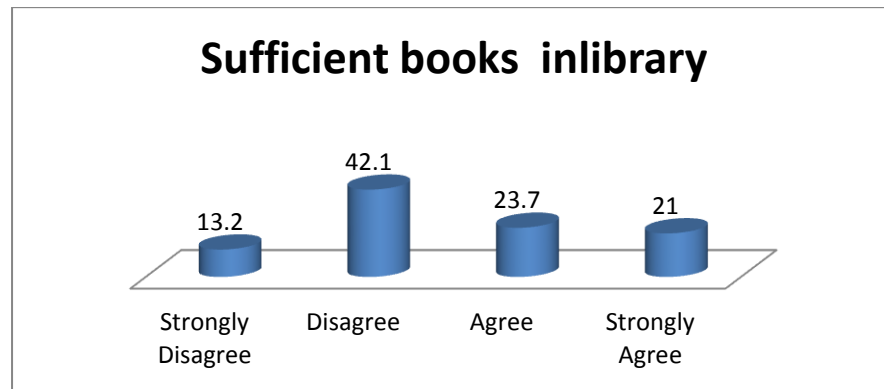


Figure: Percentage distribution of response on availability of book in the library.

## 8. Balanced Theory and Practical's

When asked to respond regarding the balance between theory and practicals in the syllabus 57.88% agree that the syllabus is balanced whereas the others half disagreed with the notion.

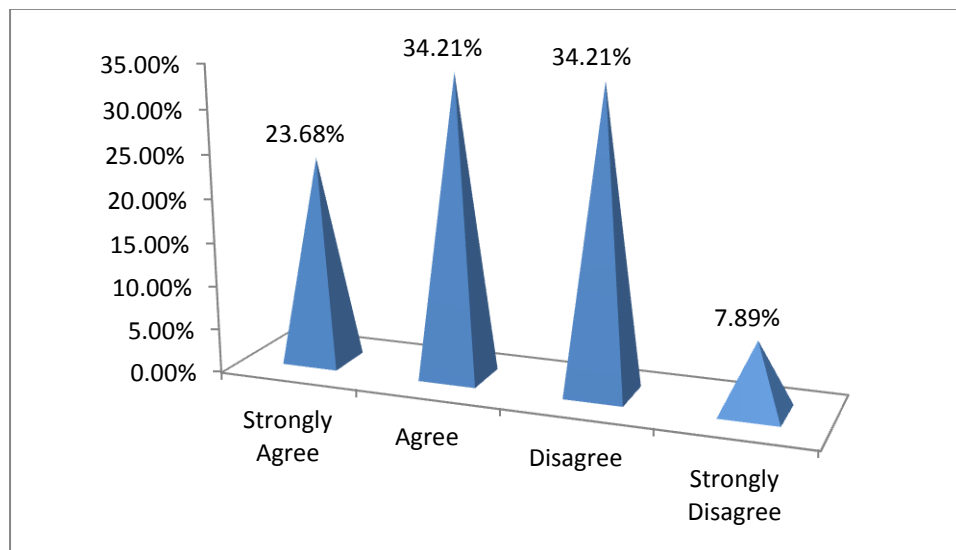


Figure: Perception on balance between theory and practical's in the syllabus.

## 9. Course Increased Knowledge

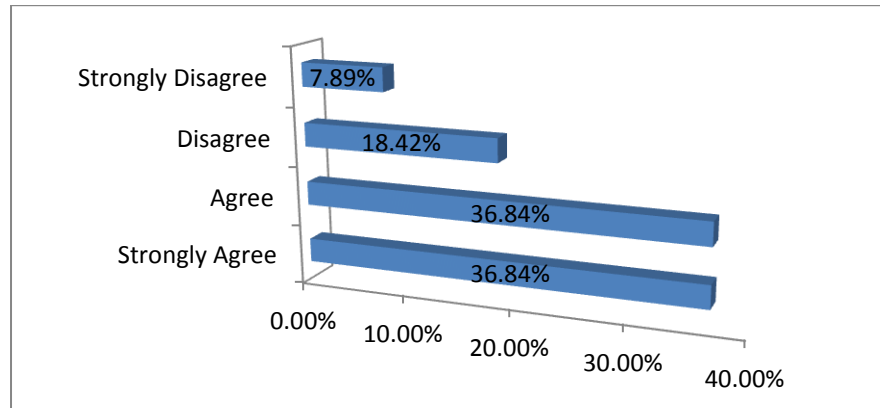


Figure: Perception on increased knowledge at end of course.

Majority of the alumni 73.68% agree that the course improved their knowledge in the subject whereas 26.3% responded negatively.

## 10. Syllabus creates interest or motivates for higher education

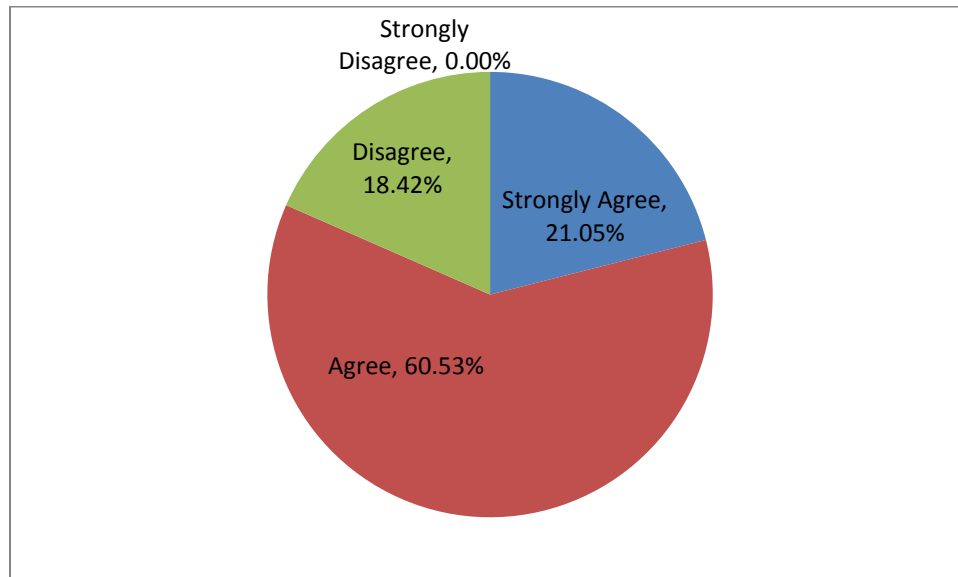


Figure: Perception on motivation for higher education.

When asked to respond to the question if the syllabus created interest in them and motivates them to go for higher education 81.6% responded saying that they agree with the notion that they have been motivated for pursuing higher education.