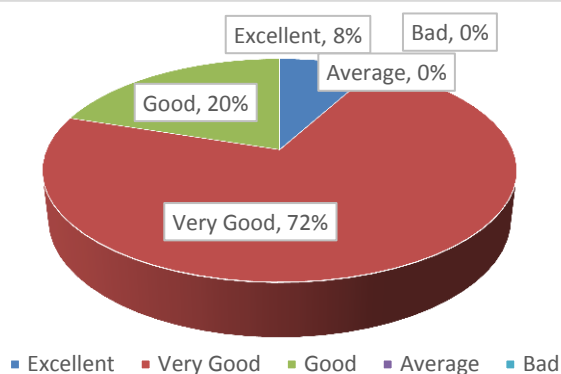


CHRISTIAN COLLEGE CHENGANNUR
PARENTS' FEEDBACK ON SYLLABUS – 2017- 18
P.G. Students

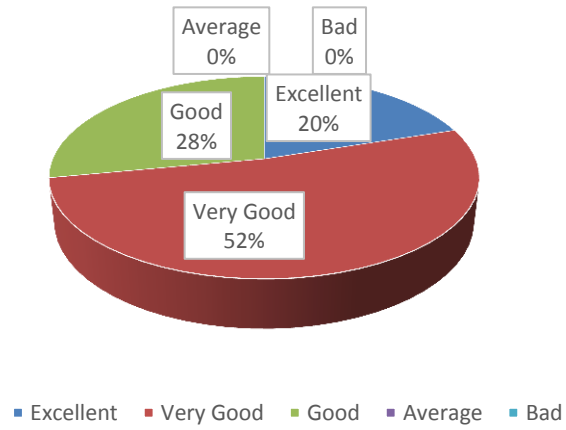
Opinion with respect to parameters of curriculum suitability and co-curricular activities continued to show an upward trend among parents in the year 2017-18 (100% each). Opinion of assessment of students' achievement through various academic programmes rose to 96% (excellent to good) and Teachers' approach to students was rated as good to excellent by all of the parents. Thw College was rated from good to excellent in the availability of references by all the parents. The parents had only good words about the College atmosphere to make the higher education process more effective. Efforts designed to simplify the burden of curriculum were also commended by parents. Quality of teaching was rated from good to excellent by all of them. Regarding the helpfulness of College activities, in ensuring employment opportunities, 64% of parents gave only an average grade. Only 32% of parents had a good opinion on Scholarships and other aids provided to the students.

Criteria	P.G.				
	Excellent	Very Good	Good	Average	Bad
1. participation of students in a variety of cultural, physical and extracurricular activities in the academic year	8	72	20	0	0
2. Opinion about the suitability of curriculum followed to ease the learning process	20	52	28	0	0
3. Availability of references in the campus	40	32	28	0	0
4. Assessment of student's achievement through various academic programs	20	28	48	4	0
5. Teacher's approach towards students	24	44	32	0	0
6. Opinion on college's atmosphere in order to make the higher education process more effective	8	32	60	0	0
7. Effectiveness of the various programs / activities that are designed to simplify the burden of curriculum	4	36	60	0	0
8. Perception on Quality of Teaching	40	44	16	0	0
9. Are activities in this college helpful to provide your child with employment opportunities?	0	0	16	64	20
10. Opinion on scholarships and other aids provided to the students	0	16	16	16	52

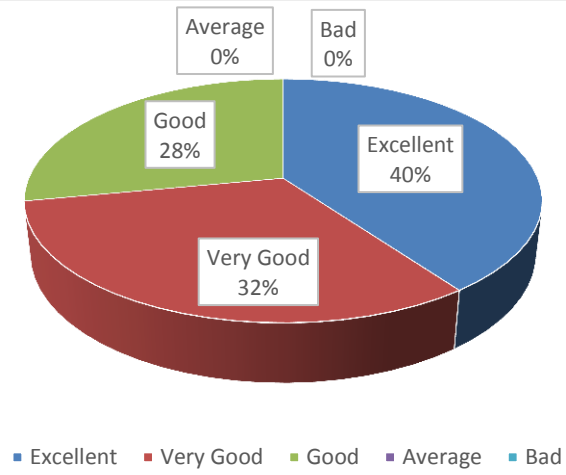
1



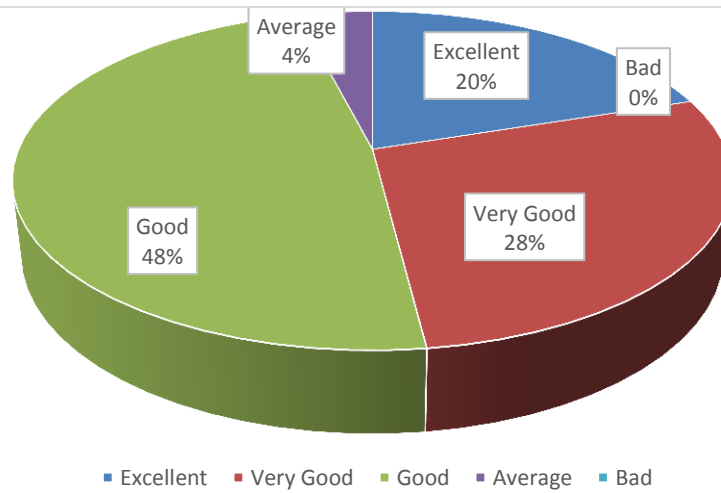
2



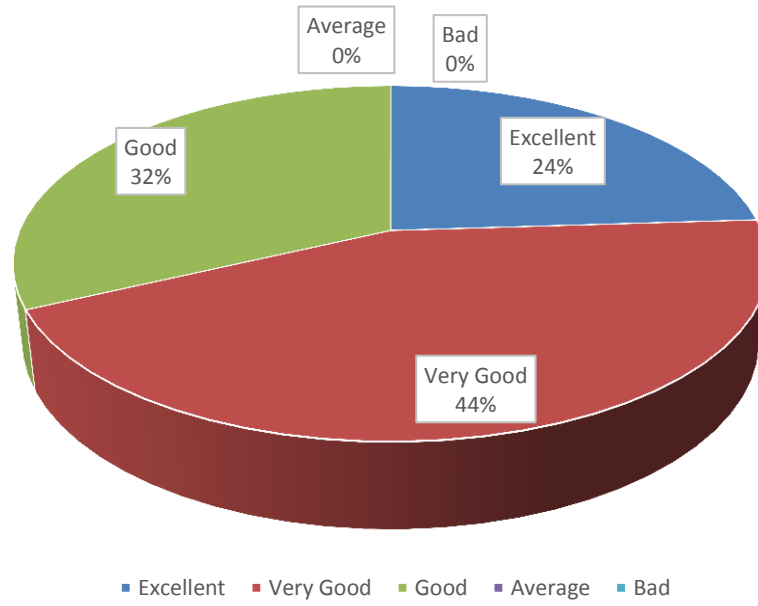
3



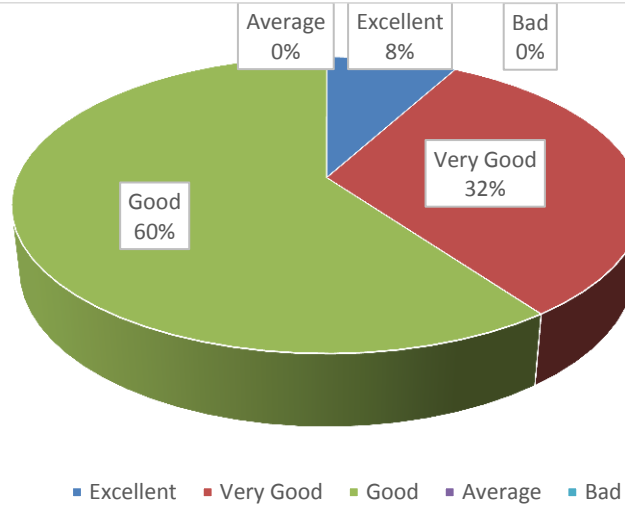
4



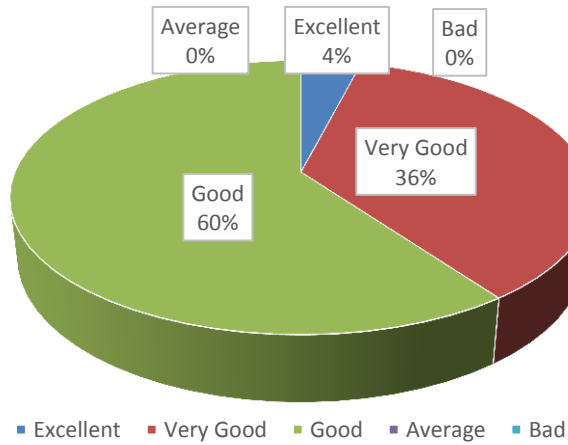
5



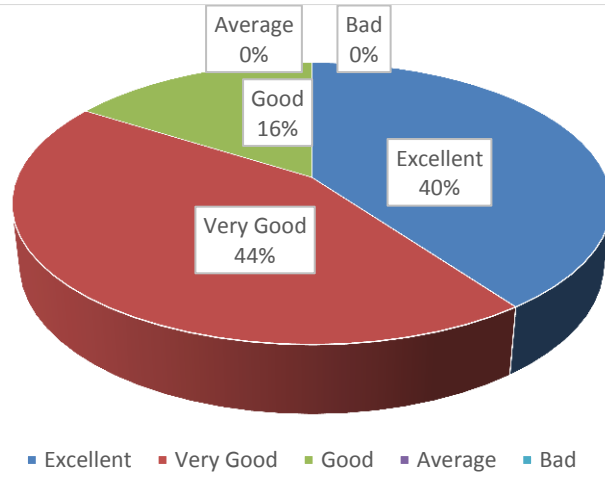
6



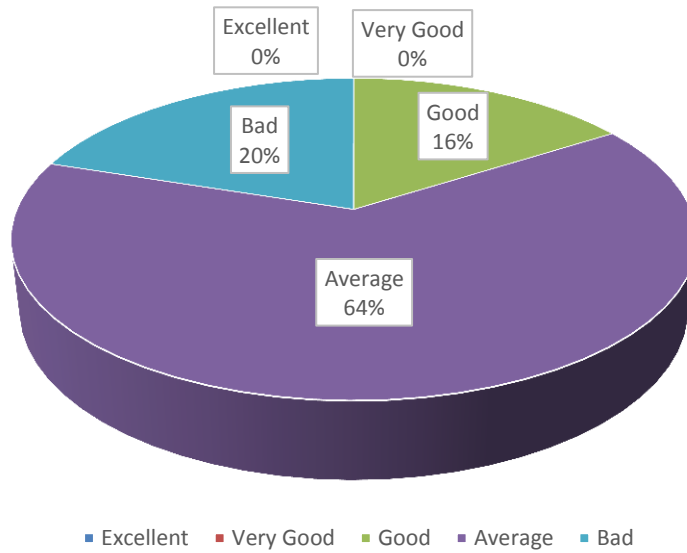
7



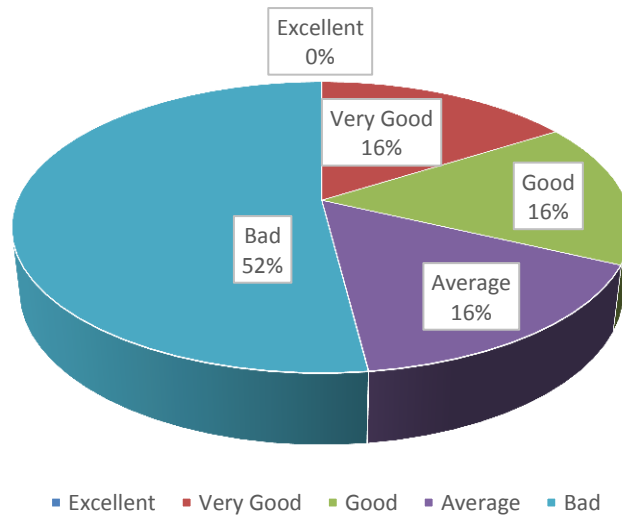
8



9



10



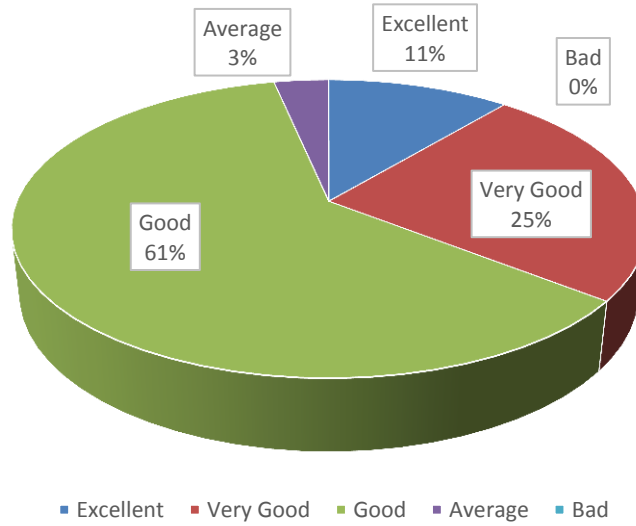
PARENTS' FEEDBACK ON SYLLABUS – 2017- 18 CHRISTIAN COLLEGE CHENGANNUR

U.G. Students

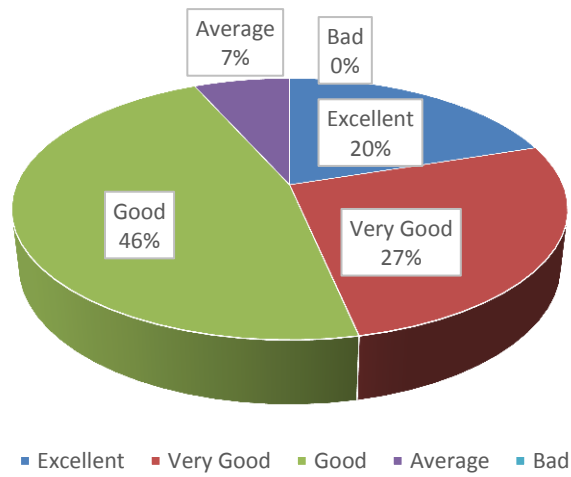
The participation of students in extracurricular activities in the current year has been graded positively by a whopping majority of 97% parents. Most of them (93%) found the curriculum followed suitable to ease the learning process. 98% of parents rated the availability of references in the campus from good to excellent. A high percentage of parents (98%) voted positively for the assessment of student's achievements through various academic programmes. They (96%) have a high opinion regarding teacher's approach towards students. 87% of them considered the College atmosphere conducive to make the higher education process more effective. 85% found the various programmes and activities that simplify the burden of curriculum to be effective. Three quarter of the parents regarded the quality of teaching from good to excellent. Only half of the parents believe that the College activities provide employment opportunities for their wards. 57% opined that the scholarships and other aids provided to the students are helpful.

Criteria	U.G.				
	Excellent	Very Good	Good	Average	Bad
1. Participation of students in a variety of cultural, physical and extracurricular activities in the academic year	11	25	61	3	0
2. Opinion about the suitability of curriculum followed to ease the learning process	20	27	46	7	0
3. Availability of references in the campus	12	27	59	1	1
4. Assessment of student's achievement through various academic programs	17	47	34	2	0
5. Teacher's approach towards students	23	45	28	3	1
6. Opinion on college's atmosphere in order to make the higher education process more effective	15	26	46	13	0
7. Effectiveness of the various programs / activities that are designed to simplify the burden of curriculum	17	30	38	15	0
8. Perception on Quality of Teaching	23	31	21	25	0
9. Are activities in this college helpful to provide your child with employment opportunities?	17	14	19	23	27
10. Opinion on scholarships and other aids provided to the students	20	17	20	23	20

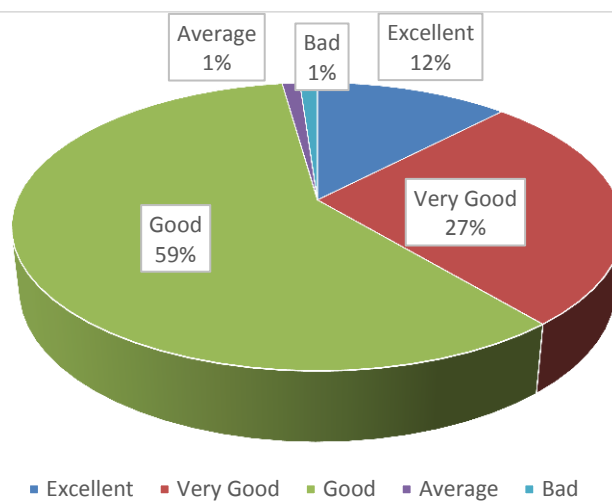
1



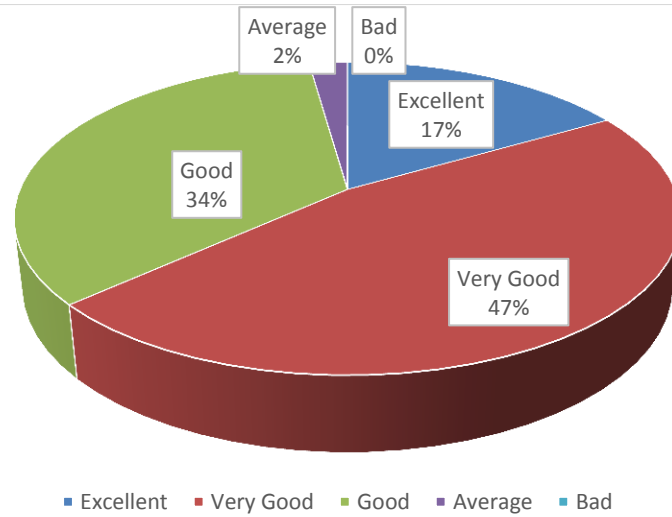
2



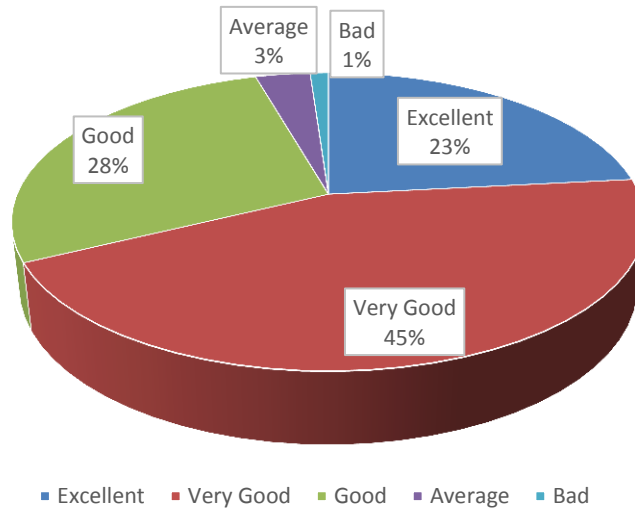
3



4



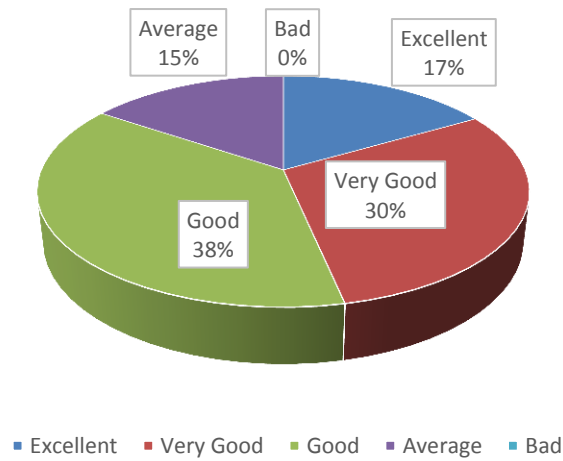
5



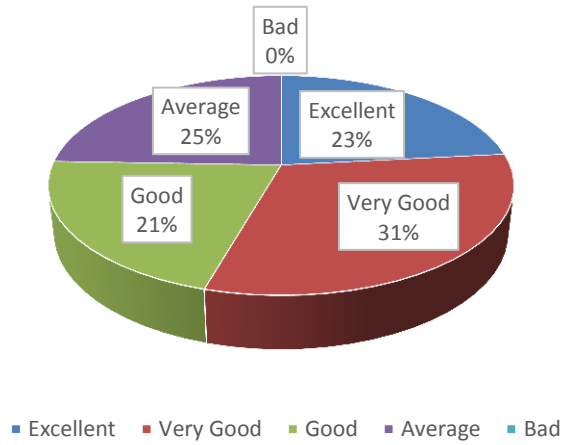
6



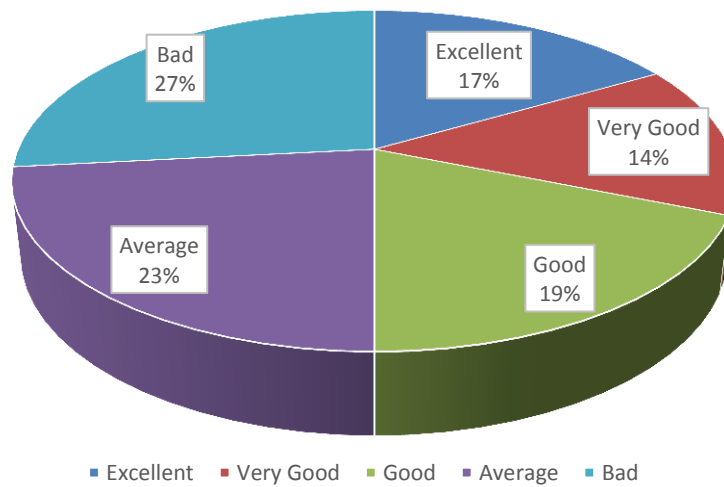
7



8



9



10

